

BATHROOM CLEANING CHECKLIST

©LILIRIBS.COM

10 20 30 40 50 60 70 80


1. DECLUTTER

PICK UP CLOTHES OFF THE FLOOR, CLEAR OFF THE COUNTER, TAKE OUT MATS, TAKE THE TOYS AND BOTTLES OUT OF THE TUB.




2. WIPE THE MIRROR

USE THE WINDEX AND A PAPER TOWEL.




3. SCRUB THE TUB

USE THE SCRUBBING BUBBLES AND THE SCRUB BRUSH.




4. CLEAN THE TOILET

POUR THE CLEANER IN AND LET IT SOAK WHILE YOU WIPE DOWN THE OUTSIDE, THEN SCRUB THE INSIDE.



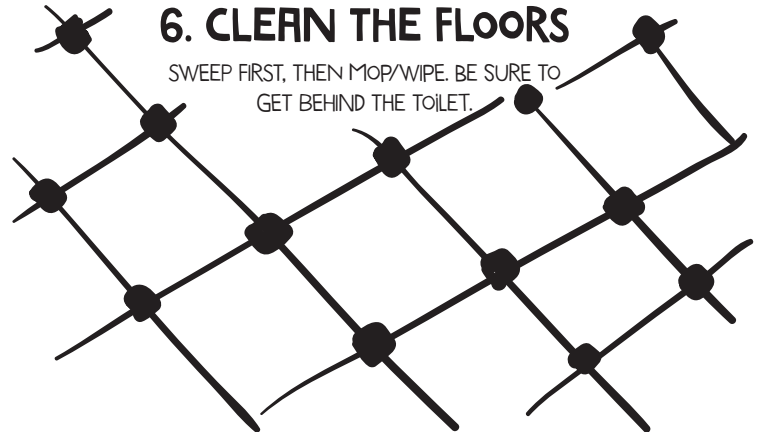
5. SCRUB SINK & SURFACES

WASH THE SINK, FAUCET, DOORKNOB, WALLS, COUNTERS AND CABINETS.




6. CLEAN THE FLOORS

SWEEP FIRST, THEN MOP/WIPE. BE SURE TO GET BEHIND THE TOILET.



7. EMPTY TRASH

BE SURE TO REPLACE THE BAG.



8. PUT EVERYTHING BACK

PUT BACK BOTTLES, TRASH CAN, MATS, AND CLEANING SUPPLIES.

